



# BARMM INFLATION RATES IN JANUARY 2025

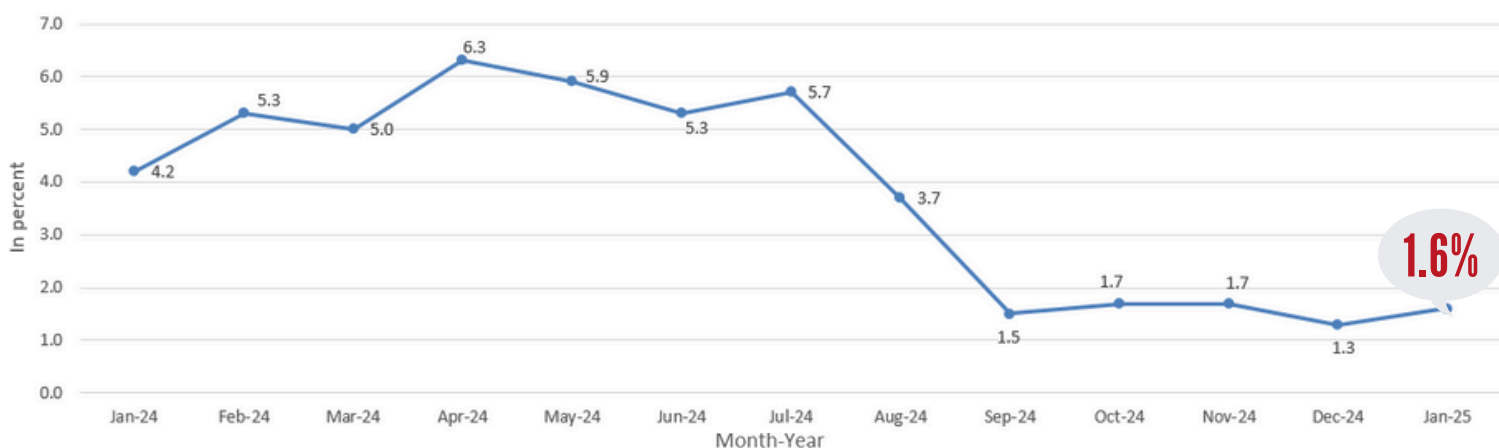


Date of Release: 05 February 2025

Reference No: IG-BARMM-25-05

## Headline Inflation Rates

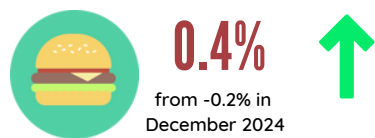
Year-on-Year, January 2024 - January 2025, in percent (2018=100)



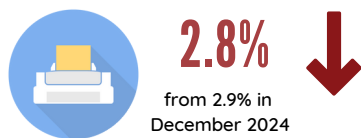
## Inflation Rates by Commodity Group

January 2025 (2018=100)

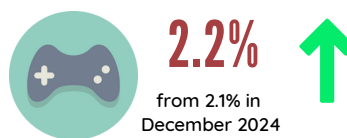
### FOOD AND NON-ALCOHOLIC BEVERAGES



### FURNISHING, HOUSEHOLD EQUIPMENT, ROUTINE AND MAINTENANCE OF THE HOUSE



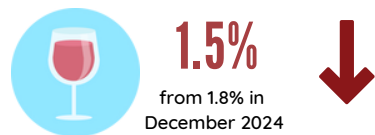
### RECREATION, SPORTS AND CULTURE



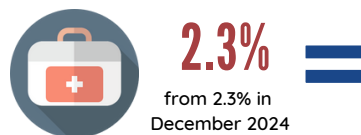
### PERSONAL CARE, MISCELLANEOUS GOODS AND SERVICES



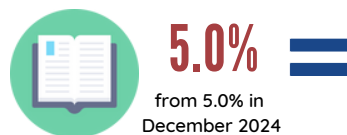
### ALCOHOLIC BEVERAGES AND TOBACCO



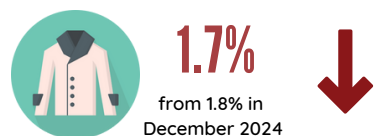
### HEALTH



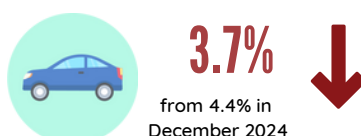
### EDUCATION SERVICES



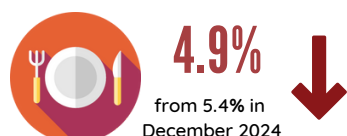
### CLOTHING AND FOOTWEAR



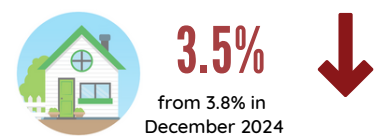
### TRANSPORT



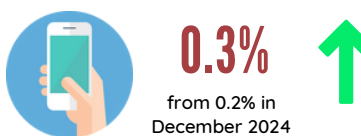
### RESTAURANT AND ACCOMMODATION SERVICES



### HOUSING, WATER, ELECTRICITY, GAS, AND OTHER FUELS



### INFORMATION AND COMMUNICATION



### FINANCIAL SERVICES



### Technical Notes

#### Consumer Price Index

is an indicator of the change in the average retail prices of a fixed basket of goods and services commonly purchased by households relative to a base year.

#### Inflation Rate

is the rate of change of the CPI expressed in percent. Inflation is interpreted in terms of declining purchasing power of money.

#### Headline Inflation

refers to the rate of change in the CPI, a measure of the average of a standard "basket" of goods and services consumed by a typical family.

#### Year-on-Year Inflation

refers to the comparison of change of one month to the same month of the previous year.

Source: Survey of Retail Prices of Commodities for the Generation of CPI, Philippine Statistics Authority

