



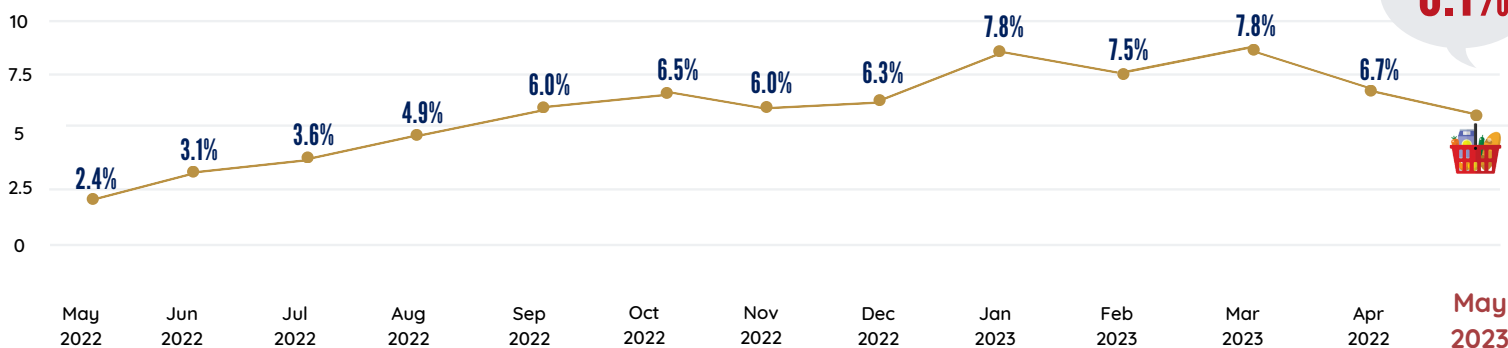
BARMM INFLATION RATES IN MAY 2023



Date of Release: June 7, 2023

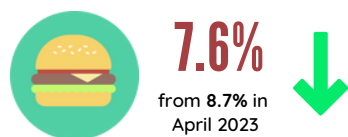
Reference No: IG-BARMM-23-029

Headline Inflation Rates Year-on-Year, May 2022 - May 2023, in percent (2018=100)

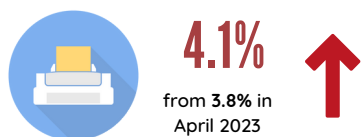


Inflation Rates by Commodity Group May 2023 (2018=100)

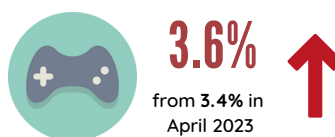
FOOD AND NON-ALCOHOLIC BEVERAGES



FURNISHING, HOUSEHOLD EQUIPMENT, ROUTINE AND MAINTENANCE OF THE HOUSE



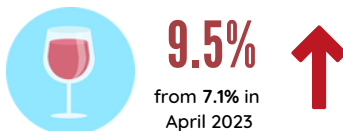
RECREATION, SPORTS AND CULTURE



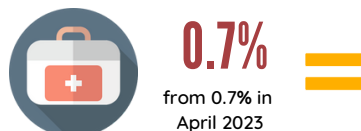
PERSONAL CARE, MISCELLANEOUS GOODS AND SERVICES



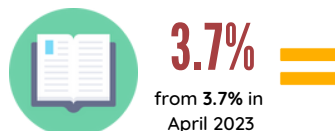
ALCOHOLIC BEVERAGES AND TOBACCO



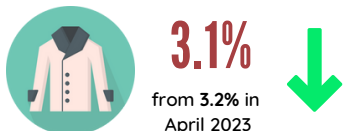
HEALTH



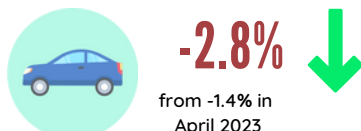
EDUCATION SERVICES



CLOTHING AND FOOTWEAR



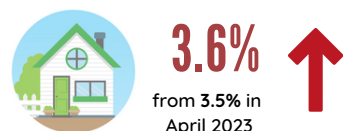
TRANSPORT



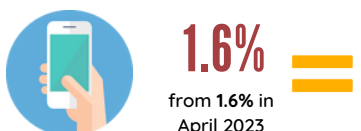
RESTAURANT AND ACCOMODATION SERVICES



HOUSING, WATER, ELECTRICITY, GAS, AND OTHER FUELS



INFORMATION AND COMMUNICATION



FINANCIAL SERVICES



Technical Notes

Consumer Price Index

is an indicator of the change in the average retail prices of a fixed basket of goods and services commonly purchased by households relative to a base year.

Inflation Rate

is the rate of change of the CPI expressed in percent. Inflation is interpreted in terms of declining purchasing power of money.

Headline Inflation

refers to the rate of change in the CPI, a measure of the average of a standard "basket" of goods and services consumed by a typical family.

Year-on-Year Inflation

refers to the comparison of change of one month to the same month of the previous year.

Source: Survey of Retail Prices of Commodities for the generation of CPI, Philippine Statistics Authority