



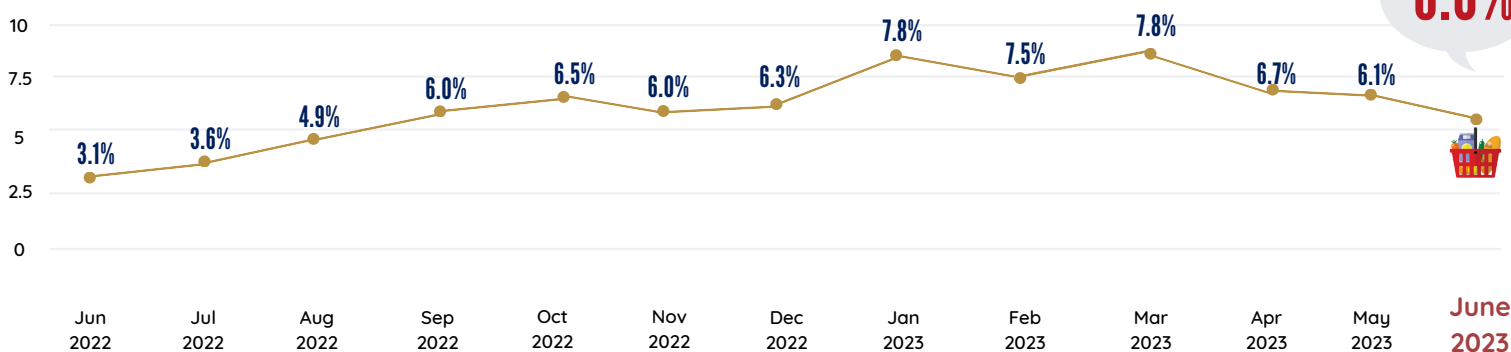
BARMM INFLATION RATES IN JUNE 2023



Date of Release: 07 July 2023

Reference No: IG-BARMM-23-030

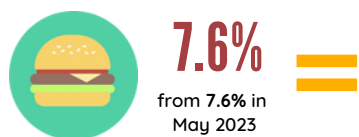
Headline Inflation Rates Year-on-Year, June 2022 - June 2023, in percent (2018=100)



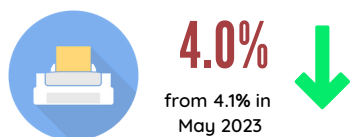
Inflation Rates by Commodity Group

June 2023 (2018=100)

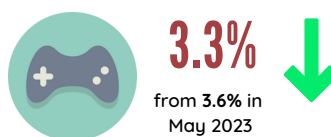
FOOD AND NON-ALCOHOLIC BEVERAGES



FURNISHING, HOUSEHOLD EQUIPMENT, ROUTINE AND MAINTENANCE OF THE HOUSE



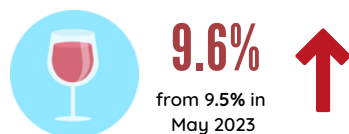
RECREATION, SPORTS AND CULTURE



PERSONAL CARE, MISCELLANEOUS GOODS AND SERVICES



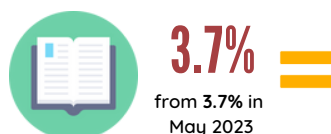
ALCOHOLIC BEVERAGES AND TOBACCO



HEALTH



EDUCATION SERVICES



Technical Notes

Consumer Price Index

is an indicator of the change in the average retail prices of a fixed basket of goods and services commonly purchased by households relative to a base year.

Inflation Rate

is the rate of change of the CPI expressed in percent. Inflation is interpreted in terms of declining purchasing power of money.

Headline Inflation

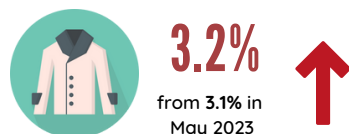
refers to the rate of change in the CPI, a measure of the average of a standard "basket" of goods and services consumed by a typical family.

Year-on-Year Inflation

refers to the comparison of change of one month to the same month of the previous year.

Source: Survey of Retail Prices of Commodities for the generation of CPI, Philippine Statistics Authority

CLOTHING AND FOOTWEAR




TRANSPORT



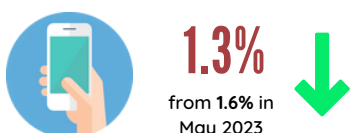
RESTAURANT AND ACCOMODATION SERVICES



HOUSING, WATER, ELECTRICITY, GAS, AND OTHER FUELS



INFORMATION AND COMMUNICATION



FINANCIAL SERVICES

