



LANAO DEL SUR INFLATION RATES IN APRIL 2024

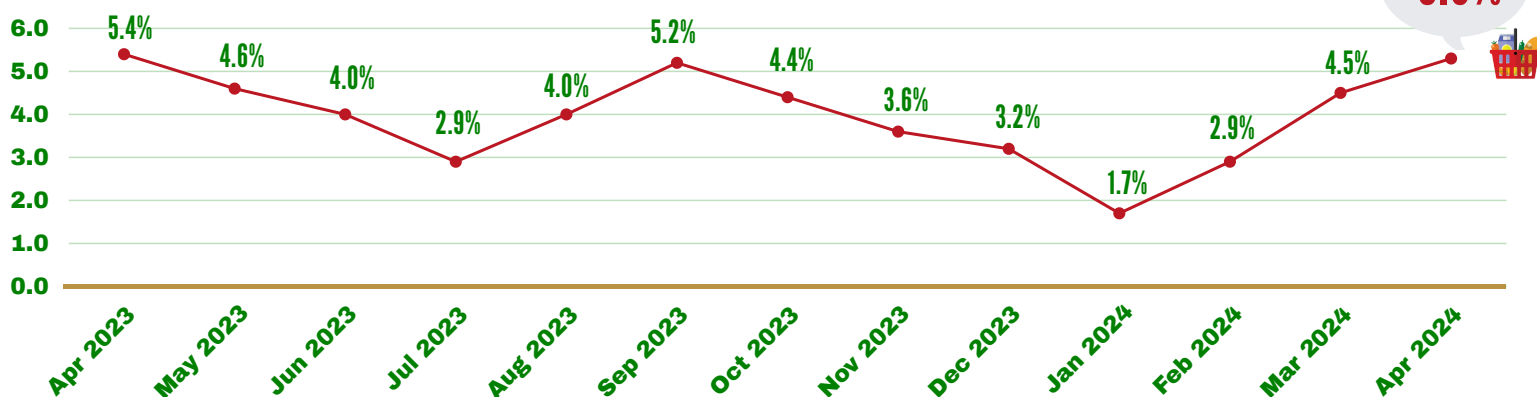


Date of Release: 13 MAY 2024

Reference No: BARM- LDS-2024-023

Headline Inflation Rates

Year-on-Year, April 2023 - April 2024, in percent



Inflation Rates by Commodity Groups

Percentage from April 2023 - April 2024

FOOD AND NON-ALCOHOLIC BEVERAGES



7.9%

from 6.9% (percentage change from Mar. 2023 to Mar. 2024)



FURNISHING, HOUSEHOLD EQUIPMENT, ROUTINE AND MAINTENANCE OF THE HOUSE



3.7%

from 2.7% (percentage change from Mar. 2023 to Mar. 2024)



RECREATION, SPORTS AND CULTURE



4.8%

from 4.0% (percentage change from Mar. 2023 to Mar. 2024)



PERSONAL CARE, MISCELLANEOUS GOODS AND SERVICES



3.9%

from 3.4% (percentage change from Mar. 2023 to Mar. 2024)



ALCOHOLIC BEVERAGES AND TOBACCO



3.7%

from 3.2% (percentage change from Mar. 2023 to Mar. 2024)



HEALTH



3.7%

from 1.8% (percentage change from Mar. 2023 to Mar. 2024)

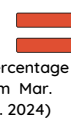


EDUCATION SERVICES



3.8%

from 3.8% (percentage change from Mar. 2023 to Mar. 2024)



CLOTHING AND FOOTWEAR



5.0%

from 4.7% (percentage change from Mar. 2023 to Mar. 2024)



TRANSPORT



1.3%

from -0.5% (percentage change from Mar. 2023 to Mar. 2024)



RESTAURANT AND ACCOMODATION SERVICES



7.4%

from 7.3% (percentage change from Mar. 2023 to Mar. 2024)



HOUSING, WATER, ELECTRICITY, GAS, AND OTHER FUELS



-1.5%

from -2.3% (percentage change from Mar. 2023 to Mar. 2024)



INFORMATION AND COMMUNICATION



0.8%

from -0.6% (percentage change from Mar. 2023 to Mar. 2024)

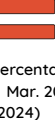


FINANCIAL SERVICES



0.0%

from 0.0% (percentage change from Mar. 2023 to Mar. 2024)



Technical Notes

Consumer Price Index

is an indicator of the change in the average retail prices of a fixed basket of goods and services commonly purchased by households relative to a base year.

Inflation Rate

is the rate of change of the CPI expressed in percent. Inflation is interpreted in terms of declining purchasing power of money.

Headline Inflation

refers to the rate of change in the CPI, a measure of the average of a standard "basket" of goods and services consumed by a typical family.

Year-on-Year Inflation

refers to the comparison of change of one month to the same month of the previous year.

Source: Survey of Retail Prices of Commodities for the generation of CPI, Philippine Statistics Authority



Rima Saber Taurac Bldg. 3
Amal Pakpak Avenue, Datu Saber
Marawi City, Lanao del Sur



rssobarm@psa.gov.ph



lanaodelsur@psa.gov.ph



Philippines Statistics
Authority - Lanao del Sur



LANAO DEL SUR INFLATION RATES IN APRIL 2024

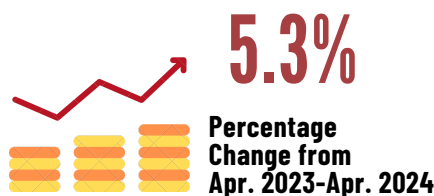


Date of Release: 13 MAY 2024

Reference No: BARMM-LDS-2024-023

Inflation Rate, CPI and PPP by Lanao del Sur Province

Inflation Rates



Consumer Price Index

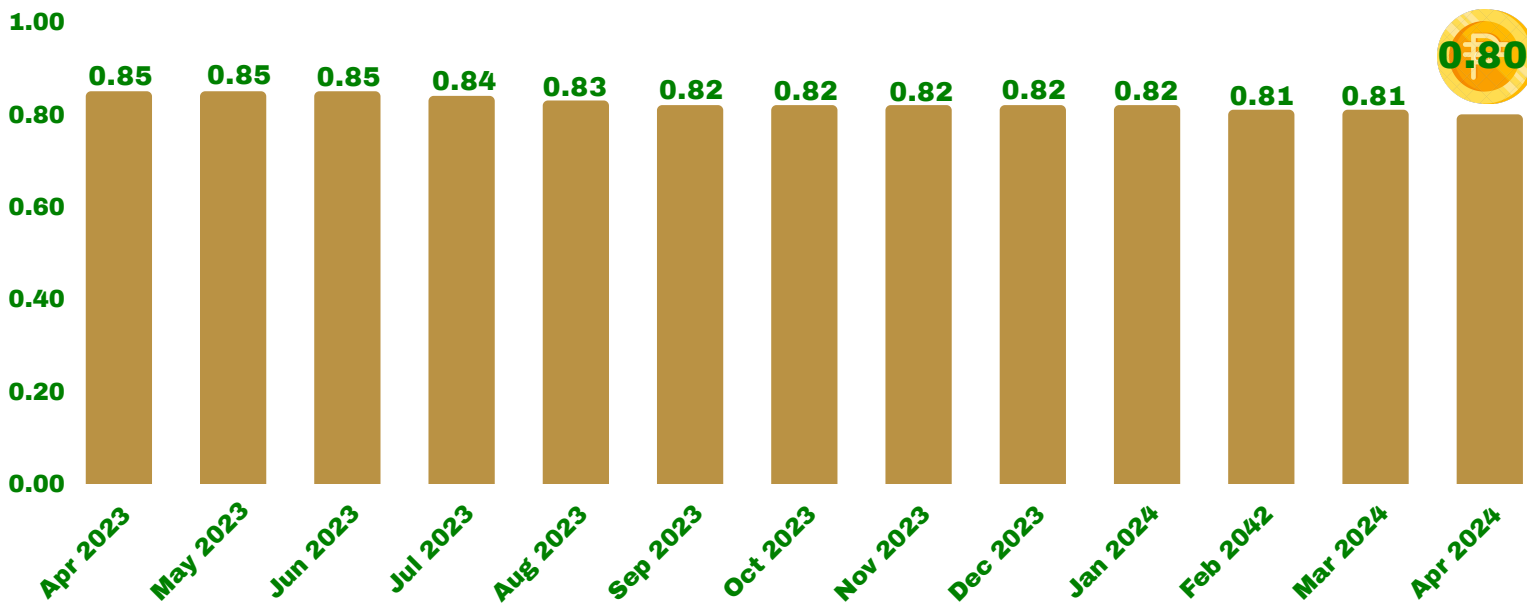


Purchasing Power of Peso



Purchasing Power of Peso (PPP)

April 2023 - April 2024, in percent



Technical Notes

Consumer Price Index

is an indicator of the change in the average retail prices of a fixed basket of goods and services commonly purchased by households relative to a base year.

Inflation Rate

is the rate of change of the CPI expressed in percent. Inflation is interpreted in terms of declining purchasing power of money.

Headline Inflation

refers to the rate of change in the CPI, a measure of the average of a standard "basket" of goods and services consumed by a typical family.

Year-on-Year Inflation

refers to the comparison of change of one month to the same month of the previous year.

Note: The dataset used in the special release is exclusive for BARMM region and Lanao del Sur province.

Source: Survey of Retail Prices of Commodities for the generation of CPI, Philippine Statistics Authority

