

MONTHLY REPORT OF DISBURSEMENTS
For the month of March 2021


Department: National Economic and Development Authority (NEDA)
Agency/Entity: Philippine Statistics Authority
Operating Unit: Regional Statistical Services Office - ARMM
Organization Code: 24 999 0300015
Fund Cluster: 01 Regular Agency Fund


Particulars	Current Year Budget					Prior Year's Budget															Trust Liabilities					Remarks			
	PS	MOOE	FinEx	CO	TOTAL	PS	MOOE	FinEx	CO	Sub-Total	PS	MOOE	FinEx	CO	Sub-Total	TOTAL	RUB-TOTAL	PS	MOOE	CO	TOTAL	PS	MOOE	FinEx	CO		TOTAL		
1	2	3	4	5	6=(2+3+4+5)	7	8	9	10	11=(7+8+9+10)	12	13	14	15	16=(12+13+14+15)	17=(11+16)	18=(17+18)	19	20	21	22=(19+20+21)	23	24	25	26	27=(23+24+25+26)	28		
CASH DISBURSEMENTS	3,418,486.82	16,650,174.20	0.00	0.00	20,068,660.82	0.00	0.00	0.00	0.00	0.00	0.00	0.00	0.00	0.00	0.00	0.00	20,068,660.82	0.00	0.00	0.00	0.00	3,418,486.82	16,650,174.20	0.00	0.00	20,068,660.82			
Notice of Cash Allocation (NCA)	3,418,486.82	16,650,174.20	0.00	0.00	20,068,660.82	0.00	0.00	0.00	0.00	0.00	0.00	0.00	0.00	0.00	0.00	0.00	20,068,660.82	0.00	0.00	0.00	0.00	3,418,486.82	16,650,174.20	0.00	0.00	20,068,660.82			
MOS Checks Issued	667,419.51	2,508,327.91	0.00	0.00	3,175,747.42	0.00	0.00	0.00	0.00	0.00	0.00	0.00	0.00	0.00	0.00	0.00	3,175,747.42	0.00	0.00	0.00	0.00	667,419.51	2,508,327.91	0.00	0.00	3,175,747.42			
Advice to Debit Account	2,751,067.11	14,141,846.29	0.00	0.00	16,892,913.40	0.00	0.00	0.00	0.00	0.00	0.00	0.00	0.00	0.00	0.00	0.00	16,892,913.40	0.00	0.00	0.00	0.00	2,751,067.11	14,141,846.29	0.00	0.00	16,892,913.40			
Notice of Transfer Allocations (NTA)	0.00	0.00	0.00	0.00	0.00	0.00	0.00	0.00	0.00	0.00	0.00	0.00	0.00	0.00	0.00	0.00	0.00	0.00	0.00	0.00	0.00	0.00	0.00	0.00	0.00	0.00	0.00		
MOS Checks Issued	0.00	0.00	0.00	0.00	0.00	0.00	0.00	0.00	0.00	0.00	0.00	0.00	0.00	0.00	0.00	0.00	0.00	0.00	0.00	0.00	0.00	0.00	0.00	0.00	0.00	0.00	0.00	0.00	
Advice to Credit Account	0.00	0.00	0.00	0.00	0.00	0.00	0.00	0.00	0.00	0.00	0.00	0.00	0.00	0.00	0.00	0.00	0.00	0.00	0.00	0.00	0.00	0.00	0.00	0.00	0.00	0.00	0.00	0.00	
Working Fund for PAPS	0.00	0.00	0.00	0.00	0.00	0.00	0.00	0.00	0.00	0.00	0.00	0.00	0.00	0.00	0.00	0.00	0.00	0.00	0.00	0.00	0.00	0.00	0.00	0.00	0.00	0.00	0.00	0.00	
Cash Disbursement Ceiling (CDC)	0.00	0.00	0.00	0.00	0.00	0.00	0.00	0.00	0.00	0.00	0.00	0.00	0.00	0.00	0.00	0.00	0.00	0.00	0.00	0.00	0.00	0.00	0.00	0.00	0.00	0.00	0.00	0.00	
TOTAL CASH DISBURSEMENTS	3,418,486.82	16,650,174.20	0.00	0.00	20,068,660.82	0.00	0.00	0.00	0.00	0.00	0.00	0.00	0.00	0.00	0.00	0.00	20,068,660.82	0.00	0.00	0.00	0.00	3,418,486.82	16,650,174.20	0.00	0.00	20,068,660.82			
NON-CASH DISBURSEMENTS	186,655.51	148,216.20	0.00	0.00	346,871.71	0.00	0.00	0.00	0.00	0.00	0.00	0.00	0.00	0.00	0.00	0.00	346,871.71	0.00	0.00	0.00	0.00	186,655.51	148,216.20	0.00	0.00	346,871.71			
Law Remittance Advances Issued (TRA)	186,655.51	148,216.20	0.00	0.00	346,871.71	0.00	0.00	0.00	0.00	0.00	0.00	0.00	0.00	0.00	0.00	0.00	346,871.71	0.00	0.00	0.00	0.00	186,655.51	148,216.20	0.00	0.00	346,871.71			
Non-Cash Awarding Authority (NCAA)	0.00	0.00	0.00	0.00	0.00	0.00	0.00	0.00	0.00	0.00	0.00	0.00	0.00	0.00	0.00	0.00	0.00	0.00	0.00	0.00	0.00	0.00	0.00	0.00	0.00	0.00	0.00	0.00	
DISBURSEMENTS EFFECTED THROUGH OUTRIGHT DISBURSAL FROM CLAIMS (Overpayment of expenses & personnel benefits)	0.00	0.00	0.00	0.00	0.00	0.00	0.00	0.00	0.00	0.00	0.00	0.00	0.00	0.00	0.00	0.00	0.00	0.00	0.00	0.00	0.00	0.00	0.00	0.00	0.00	0.00	0.00	0.00	
Reimbursement for loss of government property	0.00	0.00	0.00	0.00	0.00	0.00	0.00	0.00	0.00	0.00	0.00	0.00	0.00	0.00	0.00	0.00	0.00	0.00	0.00	0.00	0.00	0.00	0.00	0.00	0.00	0.00	0.00	0.00	
Reimbursement for loss of government property	0.00	0.00	0.00	0.00	0.00	0.00	0.00	0.00	0.00	0.00	0.00	0.00	0.00	0.00	0.00	0.00	0.00	0.00	0.00	0.00	0.00	0.00	0.00	0.00	0.00	0.00	0.00	0.00	
Liquidated damages and similar claims	0.00	0.00	0.00	0.00	0.00	0.00	0.00	0.00	0.00	0.00	0.00	0.00	0.00	0.00	0.00	0.00	0.00	0.00	0.00	0.00	0.00	0.00	0.00	0.00	0.00	0.00	0.00	0.00	
Others (e.g. 1EP, BTV, Docs Stamp, etc.)	0.00	0.00	0.00	0.00	0.00	0.00	0.00	0.00	0.00	0.00	0.00	0.00	0.00	0.00	0.00	0.00	0.00	0.00	0.00	0.00	0.00	0.00	0.00	0.00	0.00	0.00	0.00	0.00	
TOTAL NON-CASH DISBURSEMENTS	186,655.51	148,216.20	0.00	0.00	346,871.71	0.00	0.00	0.00	0.00	0.00	0.00	0.00	0.00	0.00	0.00	0.00	346,871.71	0.00	0.00	0.00	0.00	186,655.51	148,216.20	0.00	0.00	346,871.71			
GRAND TOTAL	3,611,142.13	16,798,390.40	0.00	0.00	20,415,532.53	0.00	0.00	0.00	0.00	0.00	0.00	0.00	0.00	0.00	0.00	0.00	20,415,532.53	0.00	0.00	0.00	0.00	3,611,142.13	16,798,390.40	0.00	0.00	20,415,532.53			


SUMMARY

Particulars	Previous Report (P)	This Month (M)	As at Date (A)
Total Disbursement Authorities Received	33,373,473.22	15,626,412.63	48,999,885.25
NCA	12,366,000.00	5,706,000.00	18,072,000.00
NTA	19,169,206.34	9,573,540.32	28,742,747.36
Working Fund	0.00	0.00	0.00
TRA	1,808,266.48	346,871.71	2,155,138.19
CDC	0.00	0.00	0.00
NCAA	0.00	0.00	0.00
Less: Notice of Transfer of Allocations (NTA)* issued	0.00	0.00	0.00
Total Disbursement Authorities Available	33,373,473.22	15,626,412.63	48,999,885.25
Less:	0.00	0.00	0.00
Lapsed NCA	0.00	0.00	0.00
Disbursements	28,584,352.72	20,415,532.53	48,999,885.25
Less: Other Non-Cash Disbursements	0.00	0.00	0.00
Disbursements effected through outright disbursements from claims	0.00	0.00	0.00
Overpayment of expenses & personnel benefits	0.00	0.00	0.00
Reimbursement for loss of government property	0.00	0.00	0.00
Liquidated damages and similar claims	0.00	0.00	0.00
Others (e.g. 1EP, BTV, Docs Stamp, etc.)	0.00	0.00	0.00
Adjustments (e.g. cancelled/voided checks)	0.00	0.00	0.00
Balance of Disbursement Authorities as at date	4,789,120.50	(4,789,120.50)	0.00
Total Disbursements Program	33,373,473.22	15,626,412.63	48,999,885.25
Less: Actual Disbursements	28,584,352.72	20,415,532.53	48,999,885.25
(Over/Under Spending)	4,789,120.50	(4,789,120.50)	0.00

Notes: * The use of NTA is discouraged
Notes: * Amounts should tally with the grand total disbursement (column 27).

Certified Correct:

IBRAHM, RUFINDAH Y. VEGGOR
Agency Chief Accountant
Date: 31-Mar-21


R. A. A.
Chief of ASAD
Date: 31-Mar-21


Director
Date: 31-Mar-21