



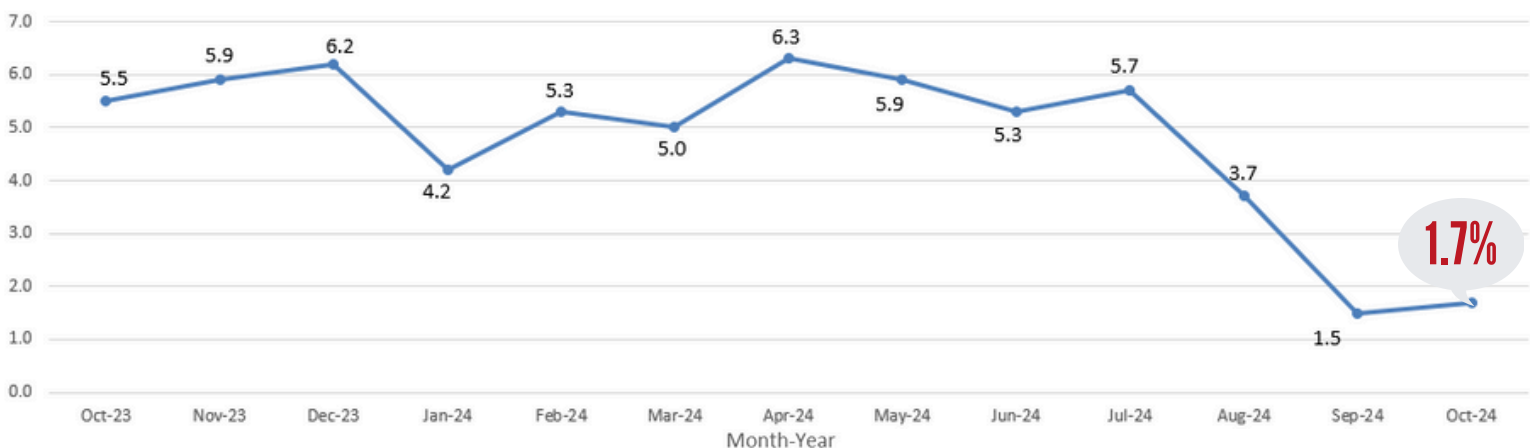
BARMM INFLATION RATES IN OCTOBER 2024



Date of Release: 06 November 2024

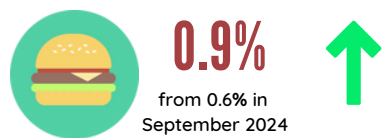
Reference No: IG-BARMM-24-25

Headline Inflation Rates Year-on-Year, October 2023 - October 2024, in percent (2018=100)

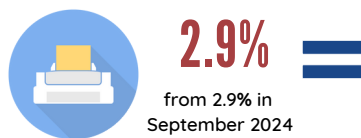


Inflation Rates by Commodity Group October 2024 (2018=100)

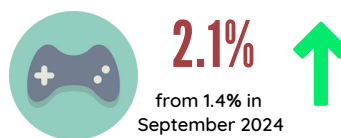
FOOD AND NON-ALCOHOLIC BEVERAGES



FURNISHING, HOUSEHOLD EQUIPMENT, ROUTINE AND MAINTENANCE OF THE HOUSE



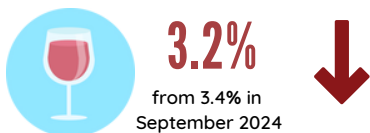
RECREATION, SPORTS AND CULTURE



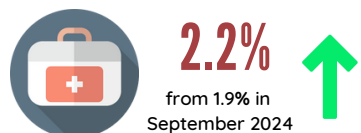
PERSONAL CARE, MISCELLANEOUS GOODS AND SERVICES



ALCOHOLIC BEVERAGES AND TOBACCO



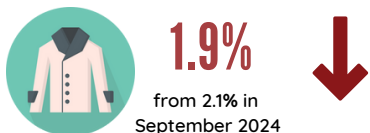
HEALTH



EDUCATION SERVICES



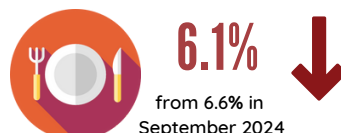
CLOTHING AND FOOTWEAR



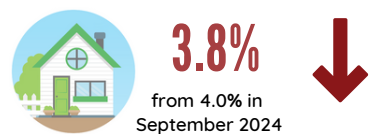
TRANSPORT



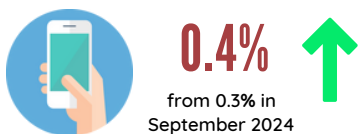
RESTAURANT AND ACCOMMODATION SERVICES



HOUSING, WATER, ELECTRICITY, GAS, AND OTHER FUELS



INFORMATION AND COMMUNICATION



FINANCIAL SERVICES



Technical Notes

Consumer Price Index

is an indicator of the change in the average retail prices of a fixed basket of goods and services commonly purchased by households relative to a base year.

Inflation Rate

is the rate of change of the CPI expressed in percent. Inflation is interpreted in terms of declining purchasing power of money.

Headline Inflation

refers to the rate of change in the CPI, a measure of the average of a standard "basket" of goods and services consumed by a typical family.

Year-on-Year Inflation

refers to the comparison of change of one month to the same month of the previous year.

Source: Survey of Retail Prices of Commodities for the Generation of CPI, Philippine Statistics Authority

