



LANAO DEL SUR INFLATION RATES IN NOVEMBER 2024

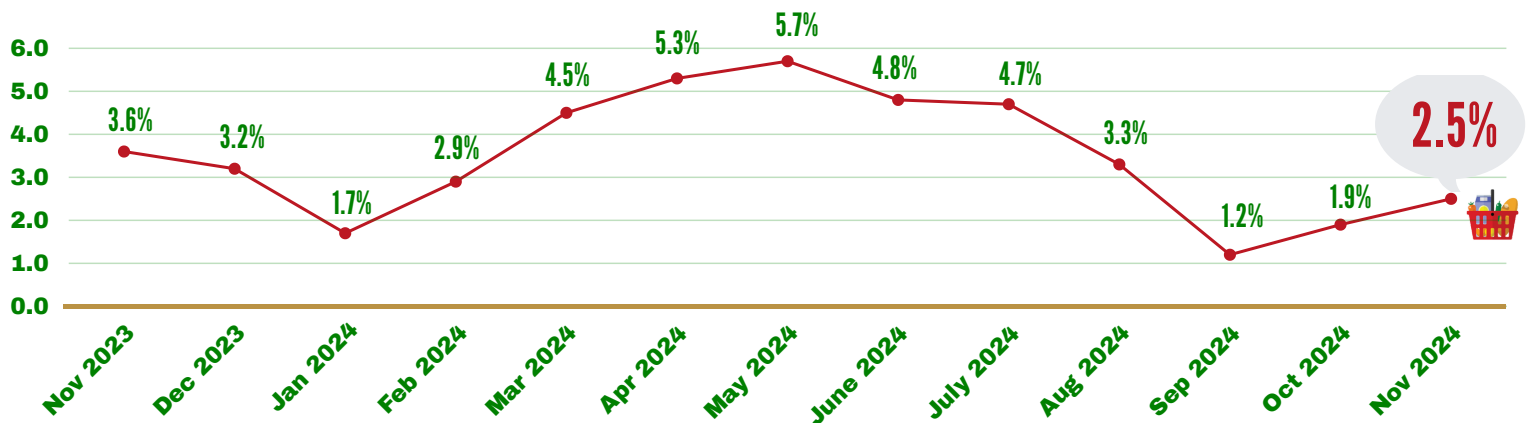


Date of Release: 17 December 2024

Reference No: BARM-M-LDS-2024-030

Headline Inflation Rates

Year-on-Year, November 2023 - November 2024, in percent



Inflation Rates by Commodity Groups

Percentage from November 2023 - November 2024

FOOD AND NON-ALCOHOLIC BEVERAGES



2.9%

from 1.7% (percentage change from October 2023 to October 2024)



FURNISHING, HOUSEHOLD EQUIPMENT, ROUTINE AND MAINTENANCE OF THE HOUSE



3.3%

from 3.5% (percentage change from October 2023 to October 2024)



RECREATION, SPORTS AND CULTURE



3.1%

from 3.2% (percentage change from October 2023 to October 2024)



PERSONAL CARE, MISCELLANEOUS GOODS AND SERVICES



4.2%

from 4.2% (percentage change from October 2023 to October 2024)



ALCOHOLIC BEVERAGES AND TOBACCO



3.2%

from 3.3% (percentage change from October 2023 to October 2024)



HEALTH



5.0%

from 4.9% (percentage change from October 2023 to October 2024)



EDUCATION SERVICES



8.7%

from 8.7% (percentage change from October 2023 to October 2024)



CLOTHING AND FOOTWEAR



3.1%

from 3.1% (percentage change from October 2023 to October 2024)



TRANSPORT



-2.6%

from -3.7% (percentage change from October 2023 to October 2024)



RESTAURANT AND ACCOMODATION SERVICES



3.9%

from 4.4% (percentage change from October 2023 to October 2024)



HOUSING, WATER, ELECTRICITY, GAS, AND OTHER FUELS



1.3%

from 1.1% (percentage change from October 2023 to October 2024)



INFORMATION AND COMMUNICATION



1.0%

from 1.0% (percentage change from October 2023 to October 2024)



FINANCIAL SERVICES



0.0%

from 0.0% (percentage change from October 2023 to October 2024)



Technical Notes

Consumer Price Index

is an indicator of the change in the average retail prices of a fixed basket of goods and services commonly purchased by households relative to a base year.

Inflation Rate

is the rate of change of the CPI expressed in percent. Inflation is interpreted in terms of declining purchasing power of money.

Headline Inflation

refers to the rate of change in the CPI, a measure of the average of a standard "basket" of goods and services consumed by a typical family.

Year-on-Year Inflation

refers to the comparison of change of one month to the same month of the previous year.

Source: Survey of Retail Prices of Commodities for the generation of CPI, Philippine Statistics Authority





LANAO DEL SUR INFLATION RATES IN NOVEMBER 2024



Date of Release: 17 December 2024

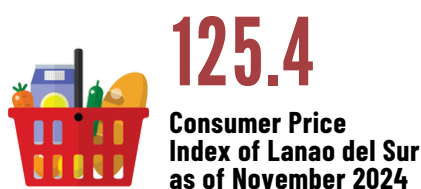
Reference No: BARMM-LDS-2024-030

Inflation Rate, CPI and PPP by Lanao del Sur Province

Inflation Rates



Consumer Price Index

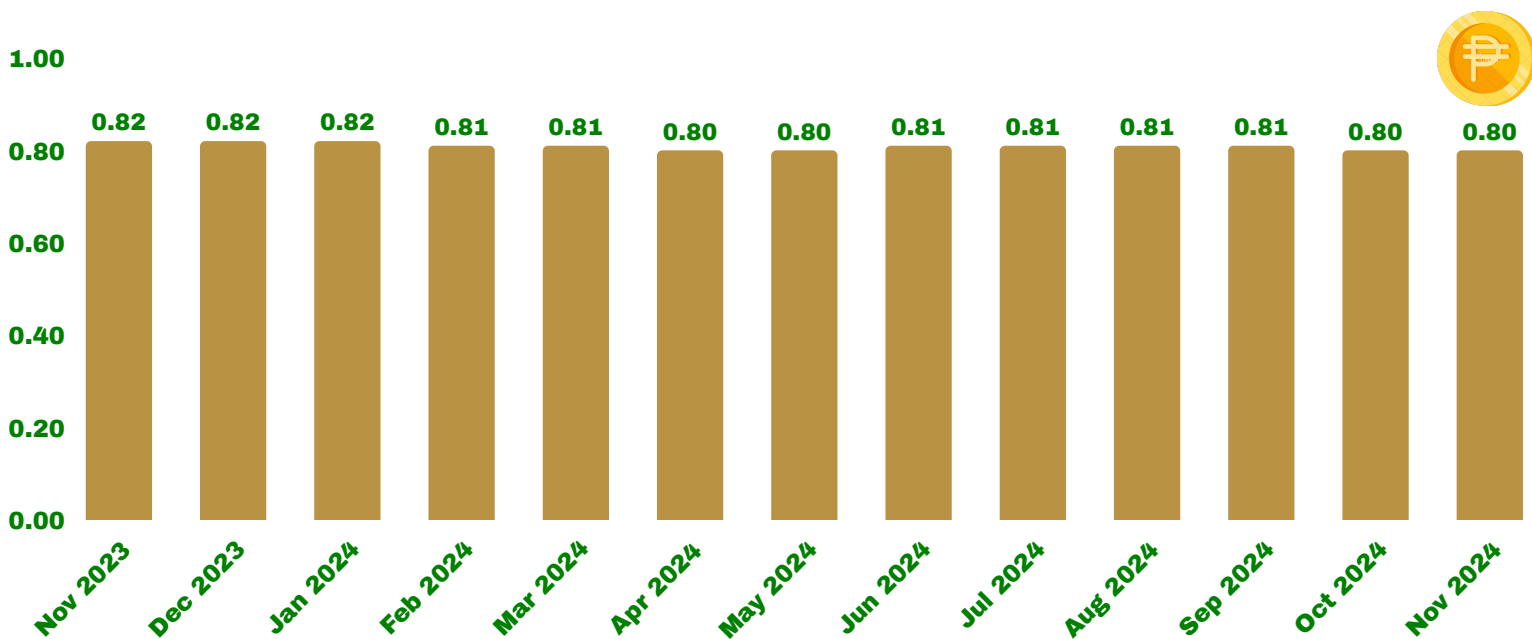


Purchasing Power of Peso



Purchasing Power of Peso (PPP)

November 2023 - November 2024, in percent



Technical Notes

Consumer Price Index

is an indicator of the change in the average retail prices of a fixed basket of goods and services commonly purchased by households relative to a base year.

Inflation Rate

is the rate of change of the CPI expressed in percent. Inflation is interpreted in terms of declining purchasing power of money.

Headline Inflation

refers to the rate of change in the CPI, a measure of the average of a standard "basket" of goods and services consumed by a typical family.

Year-on-Year Inflation

refers to the comparison of change of one month to the same month of the previous year.

Note: The dataset used in the special release is exclusive for BARMM region and Lanao del Sur province.

Source: Survey of Retail Prices of Commodities for the generation of CPI, Philippine Statistics Authority



Rima Saber Taurac Bldg. 3
Amal Pakpak Avenue, Datu Saber
Marawi City, Lanao del Sur



rssobarmm@psa.gov.ph



lanaodelsur@psa.gov.ph



Philippines Statistics
Authority-Lanao del Sur
Provincial Office